



# The Sizewell C Project

## 6.8 Volume 7 Yoxford Roundabout and Other Highway Improvements Chapter 4 Noise and Vibration Figures 4.1 - 4.2

---

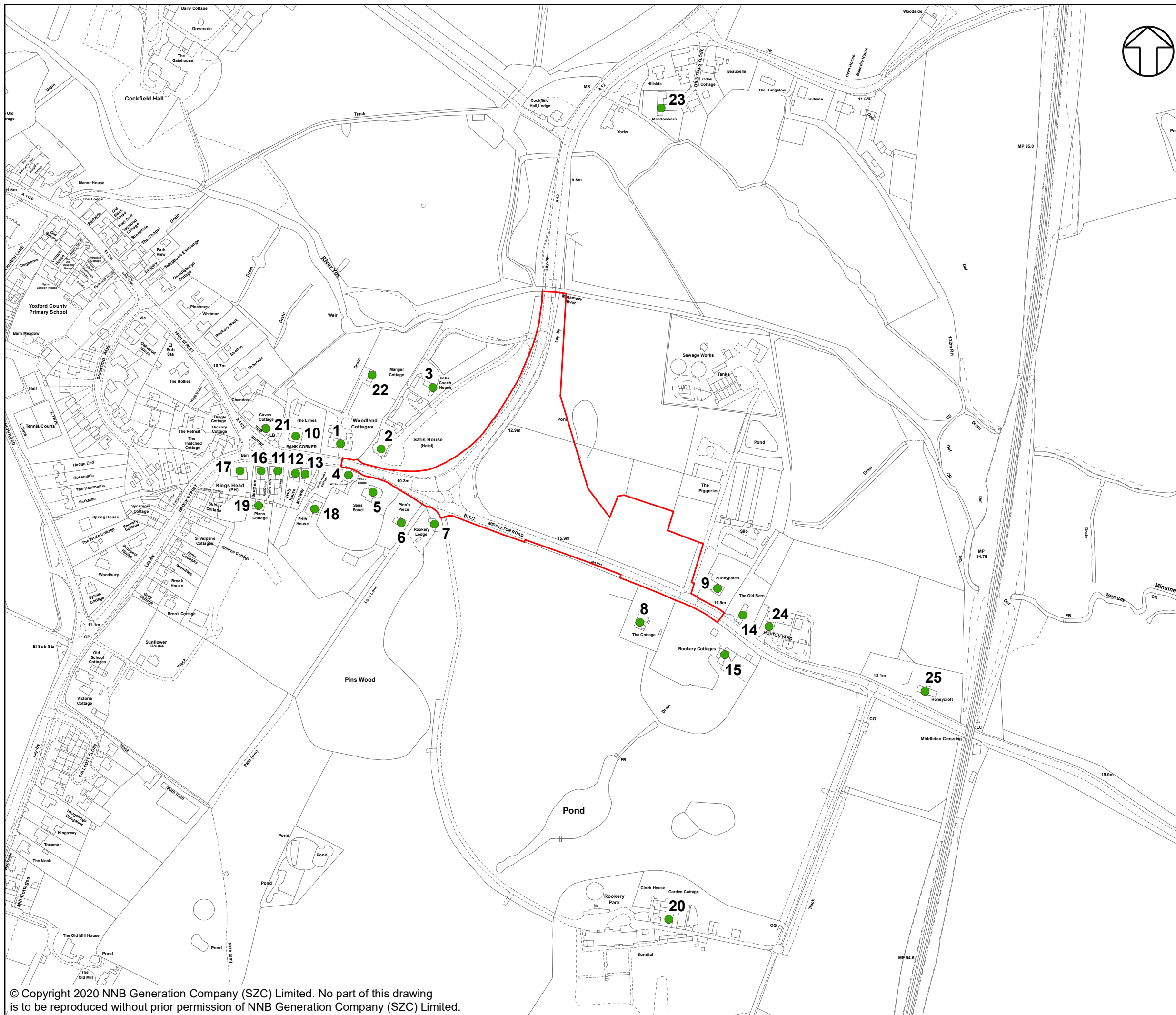
Revision: 1.0  
Applicable Regulation: Regulation 5(2)(a)  
PINS Reference Number: EN010012

---

May 2020

Planning Act 2008  
Infrastructure Planning (Applications: Prescribed  
Forms and Procedure) Regulations 2009





**NOTES**

**KEY**

- YOXFORD ROUNDABOUT DEVELOPMENT SITE BOUNDARY
- NOISE RECEPTOR LOCATION

- 1 WOODLAND COTTAGES
- 2 SATIS HOUSE HOTEL
- 3 SATIS COACH HOUSE
- 4 WHITE HOUSE / WHITE LODGE
- 5 SANS SOUCI
- 6 PINN'S PIECE
- 7 ROOKERY LODGE
- 8 THE COTTAGE
- 9 SUNNYPATCH
- 10 THE LIMES
- 11 TINKERS
- 12 HOLLY HOUSE
- 13 MEDWAY
- 14 THE OLD BARN
- 15 ROOKERY COTTAGES
- 16 WORMLEY BURY, ROSEWOOD, SOUTHERN
- 17 KINGS HEAD PH
- 18 FRITH HOUSE
- 19 PINNS COTTAGE
- 20 GARDEN COTTAGE AND CLOCK HOUSE
- 21 CAVAN COTTAGE
- 22 MANGER COTTAGE
- 23 MEADOWBARN
- 24 HOPTON YARD EAST OF THE OLD BARN
- 25 HONEYCROFT

NOT PROTECTIVELY MARKED

**COPYRIGHT**  
 Reproduced from Ordnance Survey map with the permission of Ordnance Survey on behalf of the controller of Her Majesty's Stationary Office © Crown Copyright (2019). All Rights reserved. NNB GenCo 0100060408.

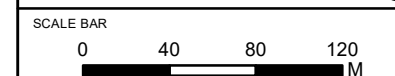


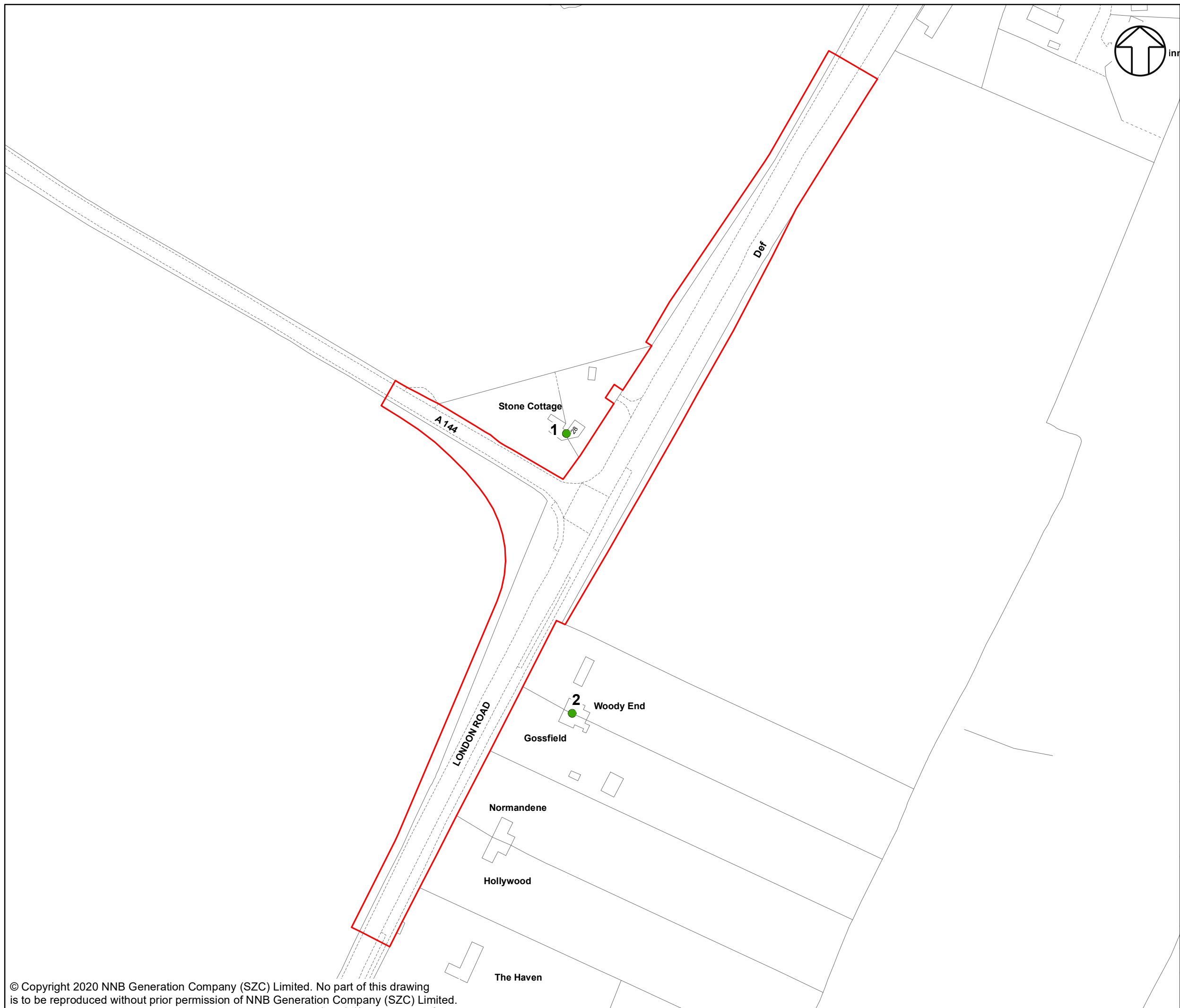
DOCUMENT:  
 SIZEWELL C  
 ENVIRONMENTAL STATEMENT  
 VOLUME 7  
 CHAPTER 4  
 NOISE AND VIBRATION

DRAWING TITLE:  
 PLAN SHOWING SITE AND NEAREST  
 NOISE SENSITIVE RECEPTORS

DRAWING NO:  
 FIGURE 4.1

DATE: JAN 2020      DRAWN: J.W.      SCALE: 1:3,500 @A3





**NOTES**

**KEY**

- A12/A144 SOUTH OF BRAMFIELD DEVELOPMENT SITE BOUNDARY
- NOISE RECEPTOR LOCATION
- 1 RECEPTOR 1 (STONE COTTAGE)
- 2 RECEPTOR GROUP 2 (GOSSFIELD & WOODY END)

NOT PROTECTIVELY MARKED

**COPYRIGHT**  
 Reproduced from Ordnance Survey map with the permission of Ordnance Survey on behalf of the controller of Her Majesty's Stationery Office © Crown Copyright (2019). All Rights reserved. NNB GenCo 0100060408.



DOCUMENT:  
 SIZEWELL C  
 ENVIRONMENTAL STATEMENT  
 VOLUME 7  
 CHAPTER 4  
 NOISE AND VIBRATION

DRAWING TITLE:  
 A12 / A144 JUNCTION SHOWING  
 NOISE RECEPTORS

DRAWING NO:  
 FIGURE 4.2

DATE: JAN 2020	DRAWN: J.W.	SCALE: 1:1,500 @A3
-------------------	----------------	-----------------------

